max. Platine für Montage im OT/
max. PCB for mounting in Lid

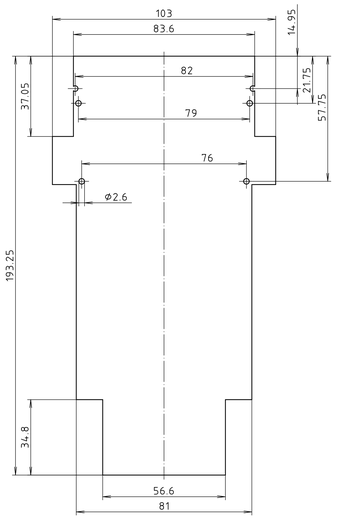

Ebene 1 ohne Batterie (klemmbar)/
level 1 without Battery (clampable)

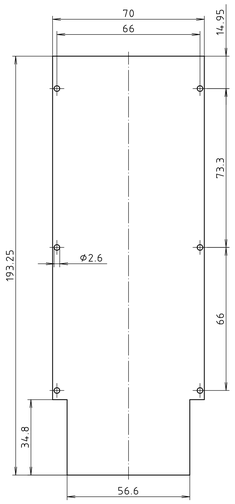

Ebene 2 ohne Batterie
level 2 without Battery

Anmerkung: Gezeichnet sind die maximalen Anschraubmöglichkeiten
Note: the maximum mounting options are shown

max. Platine für Montage im UT/
max. PCB for mounting in Base

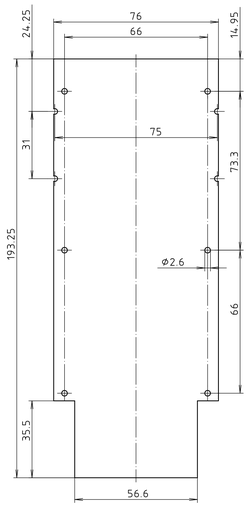

ohne Batterie/
without Battery

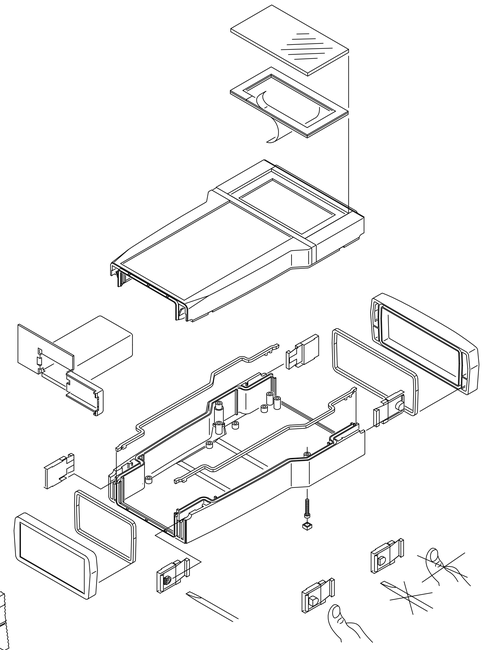

Plombierung wird nicht zerstört/
tamper proof seal will not be destroyed

Plombierung wird zerstört/
tamper proof seal will be destroyed

Demontage der Gehäusehalbschalen/
disassembly of half shells

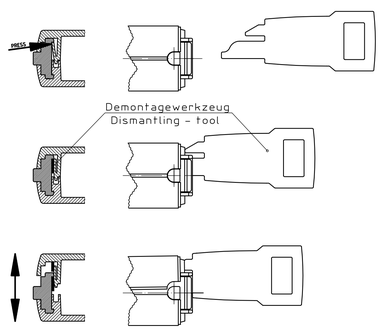

Demontagewerkzeug
Dismantling - tool

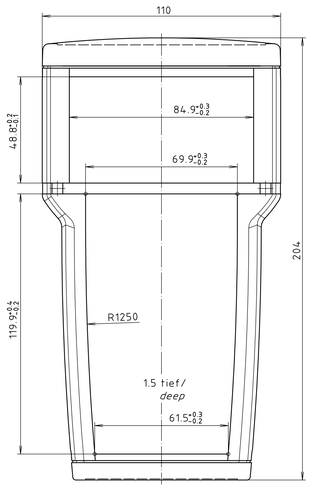

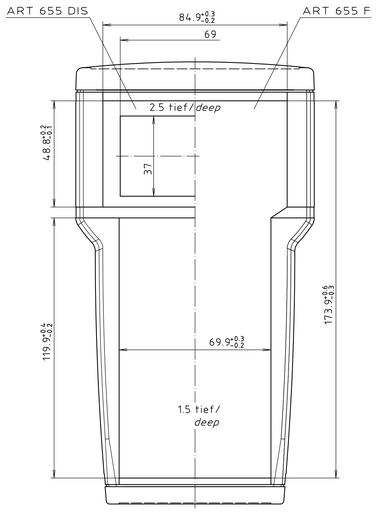

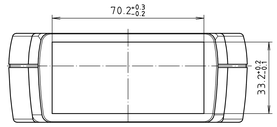

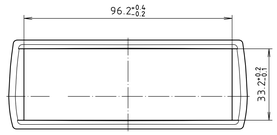

max. Frontplatte=35.8x87.5
max. front panel

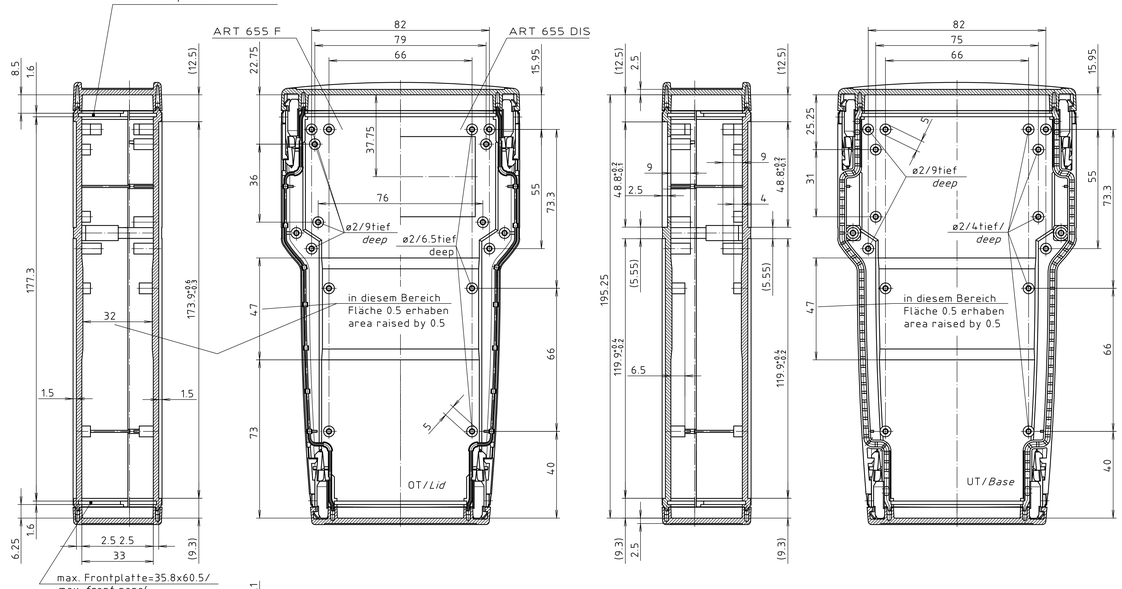

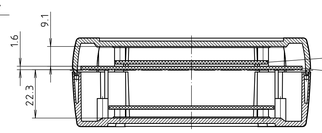

ART 655 F/DIS
Ansicht von unten
(auch als Frontseite verwendbar)/
view from underneath
(can also be used as front)

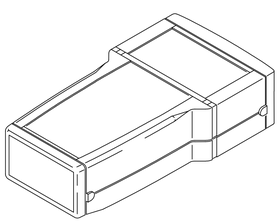

ART 655 F
Ansicht von oben
view from on top

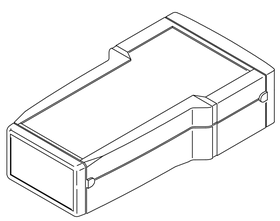

ART 655 DIS
Ansicht von oben
view from on top

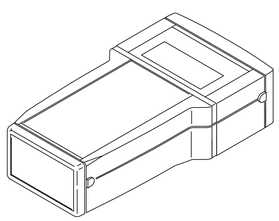

Maßstab/ *Scale:*	1:1
Zeichnungs-Nr. / *Drawing-No.:*	10K 5300.169.03
Artikel / *Article:*	ART 655 F ART 655 DIS
	Katalogzeichnung/ *Catalogue drawing*
A-Nr./ *Art-No.:*	3779 3628
Datum/ *Date:*	23.01.2006 20.08.2002
DISK:	2 801 638
Datum/ *Date:*	19.05.98 KH

BOPLA
A Phoenix Mecano Company

"Schutzvermerk nach DIN ISO 16016 beachten" *"Please pay attention to copyright note DIN ISO 16016"*